




- **Implementing Carbon Fiber Strips for Added Support**
Implementing Carbon Fiber Strips for Added Support Exploring the Function of Steel I Beams in Reinforcement Evaluating Helical Pier Installations for Stability Understanding the Role of Push Piers in Foundation Repair Assessing Poly Foam Injection as a Repair Option Addressing Wall Bowing with Specialized Bracing Systems Incorporating Reinforced Footings in Existing Structures Using Fiber Reinforced Polymers for Structural Upgrades Recognizing Different Methods for Load Bearing Enhancement Integrating Modern Engineering Software for Precise Calculations Exploring Innovative Jacking Mechanisms for Floor Leveling Seeking Guidance from Structural Engineers for Advanced Repairs
- **Obtaining Local Building Permits for Foundation Work**
Obtaining Local Building Permits for Foundation Work Meeting OSHA Regulations During Excavation Projects Understanding City Ordinances That Affect Repair Plans Coordinating Structural Engineer Reviews for Compliance Navigating Inspections from Municipal Authorities Adhering to Safety Protocols on Residential Job Sites Prioritizing Protective Equipment for Repair Crews Managing Noise and Debris Regulations in Urban Areas Recognizing Liability Concerns in Construction Zones Complying with Floodplain Requirements in Vulnerable Regions Satisfying Documentation Requirements for Property Records Maintaining Ethical Practices in Foundation Repair Services
- **About Us**



*** Pre-Job Site Hazard Assessment and Communication**

Alright, let's talk about keeping things safe before we even swing a hammer on a residential job site. Professional foundation repair service ensures the structural safety of a home **home foundation repair service** wall. We're talking about the pre-job site hazard assessment and communication – a fancy way of saying "looking for trouble before trouble finds you."

Think of it like this: you wouldn't drive a car without checking your mirrors and knowing the route, right? Same deal here. Before anyone steps foot on the property to start work, someone needs to walk the site with their eyes wide open. What potential dangers are lurking? Are there tripping hazards like overgrown bushes or uneven ground? Is there exposed wiring from a previous project? Is the homeowner's friendly-looking dog actually a grumpy guard dog in disguise? (Okay, maybe that last one is a little dramatic, but you get the point.)

This isn't just about ticking boxes on a form, though forms are important. It's about really thinking about the specific risks for **this** particular job at **this** particular house. Is it an old house with potential lead paint or asbestos? Is there a steep roof that'll require extra fall protection? Is the homeowner planning a surprise barbeque right in the middle of the work zone? You need to anticipate these things.

And here's the kicker: finding the hazards is only half the battle. You gotta **talk** about them. Communicate, communicate, communicate! Everyone on the crew needs to know what the potential dangers are and what steps they need to take to stay safe. This isn't a "read it and weep" situation; it's a conversation. Make sure everyone understands. Answer their questions. Encourage them to speak up if they see something you missed.

Why is this so important? Because a little bit of planning and communication upfront can save a whole lot of pain, injury, and headaches (not to mention potential fines and legal trouble) down the line. It shows you care about your crew, about the homeowner, and about doing the job right. It's about building a culture of safety, one job site at a time. And honestly, that's just good business. A safe job is a successful job.

*** Personal Protective Equipment (PPE) Requirements and Enforcement**

Okay, so we're talking about safety on residential job sites, specifically the whole PPE thing – Personal Protective Equipment. It's not just some box-ticking exercise, you know? It's about going home at the end of the day in the same condition you arrived. And honestly, on these sites, things can get a little... chaotic.

Think about it: you've got multiple trades working in close proximity, dust flying everywhere, tools being used inches from each other, and often, tight spaces. That's a recipe for

accidents if you're not careful. So, PPE isn't some suggestion; it's a requirement. Hard hats, safety glasses, work boots, gloves – they're all there for a reason. That piece of plastic on your head? It could be the difference between a bump and a concussion. Those glasses? Protecting your eyes from flying debris.

But here's the tricky bit: just having the gear isn't enough. You need to **use** it. And that's where enforcement comes in. It's not about being a hard-ass; it's about creating a culture of safety. Someone needs to be responsible for making sure everyone is wearing the right PPE for the task at hand. That might be the site supervisor, the foreman, or even a designated safety officer. They need to be proactive, not just reactive. Spotting potential hazards **before** they cause an injury.

And enforcement isn't just about yelling at people who aren't wearing their hard hats. It's about education. Making sure everyone understands **why** the PPE is necessary. Explaining the risks involved. And providing the right equipment in the first place. Cheap, ill-fitting PPE is less likely to be worn consistently. Invest in quality gear that people will actually want to use.

Ultimately, the success of any PPE program hinges on buy-in from everyone on the site. It's about fostering a sense of shared responsibility. If you see someone not wearing their PPE, speak up – not to be a tattletale, but because you care about their well-being. Because at the end of the day, we all want to go home safe. And that starts with understanding, respecting, and enforcing the PPE requirements on every residential job site. It's not just a rule; it's a matter of life and limb.

*** Safe Excavation Practices and Soil Stability Measures**

Okay, so we're talking about digging holes on someone's property, right? Seems simple enough, but honestly, safe excavation and keeping that soil from collapsing on you is a bigger deal than most folks realize on residential jobs. It's not just about grabbing a shovel and going to town. We're talking about potentially endangering yourself, your crew, and even the homeowners.

First off, before you even think about turning over any dirt, you gotta know what's underground. Dial 811, folks. It's free and it's the law. They'll come out and mark where the gas lines, water pipes, and electrical cables are buried. Trust me, hitting one of those is a bad day, and it's completely avoidable.

Then, you gotta look at the soil itself. Is it sandy? Clay? Rocky? This matters a lot. Sandy soil is like trying to build a sandcastle – it wants to collapse. Clay is more stable, but can still get dicey, especially when it's wet. Rocky soil... well, rocks are just a pain, but they can also weaken the overall structure of the hole you're digging.

So, what do you do? Sloping and shoring are your friends. Sloping means angling the sides of the excavation back at a safe angle, so the soil naturally wants to stay put. Shoring

involves using supports, like trench boxes or hydraulic shores, to physically hold the soil back. Which one you use depends on the soil type, depth of the excavation, and available space. Honestly, when in doubt, shore it up. It's better to be over-prepared than to be buried.

And listen, never, ever enter an unprotected trench that's five feet deep or more. OSHA says so, and they're not kidding around. Even a shallow trench can be dangerous if the soil gives way. And always have a competent person – someone who knows their stuff – inspect the excavation daily and after any rain or other changes that could affect stability.

Finally, think about where you're piling the excavated soil. Keep it far enough away from the edge of the trench so it doesn't add extra pressure and cause a collapse. Think about access and egress, too. Make sure there's a safe way to get in and out of the excavation.

Look, nobody wants to get hurt, and nobody wants to deal with the hassle of a cave-in. Taking these simple precautions – calling before you dig, assessing the soil, sloping or shoring, and having a competent person on site – can make all the difference in keeping everyone safe and getting the job done right. Safety first, always. It's just good business, and it's the right thing to do.

*** Equipment Inspection and Maintenance Protocols**

Alright, let's talk about keeping things safe out there on those residential job sites, specifically when it comes to equipment. I mean, think about it – we're dealing with power tools, ladders, scaffolding, all sorts of stuff that can seriously hurt someone if it's not in tip-top shape. That's where equipment inspection and maintenance protocols come in; they're not just some dusty paperwork, they're the backbone of preventing accidents.

Basically, it boils down to this: before anyone uses a piece of equipment, **someone** needs to check it over. Not just a quick glance, but a real, honest-to-goodness inspection. Are the cords frayed? Is the ladder missing a rung? Are the brakes on the saw working properly? You know, the kind of stuff that can turn a routine task into a disaster in a heartbeat. And it's not a one-time thing. Regular maintenance keeps everything running smooth and helps catch potential problems **before** they become actual problems.

Now, I know what some folks are thinking: "I'm busy, I don't have time for this." But honestly, you don't have time **not** to do it. A few minutes spent inspecting a piece of equipment is a whole lot less time than dealing with a workplace injury, the associated paperwork, and the potential legal headaches. Plus, think about the human cost. Nobody wants to be responsible for someone getting hurt because they skipped a safety check.

The best protocols are clear, simple, and easy to follow. They should spell out exactly what needs to be inspected, how often, and who's responsible. And, crucially, there needs to be a system for tracking inspections and maintenance. A simple checklist, a logbook, even a digital app – whatever works, as long as it gets the job done.

In the end, it's all about creating a culture of safety. When everyone on the job site understands the importance of equipment inspection and maintenance, and when they're empowered to speak up about potential hazards, that's when you really start to see a difference. It's not just about following the rules; it's about looking out for each other and making sure everyone goes home safe at the end of the day. And honestly, that's what really matters.

*** Fall Protection Systems and Implementation**

Okay, so you're talking about fall protection on residential job sites, right? And how important it is to follow the safety rules. Look, nobody wants to think about falling off a roof or scaffolding, but it's a real danger, and that's why we have these fall protection systems in the first place. It's not just about ticking boxes on a checklist; it's about making sure everyone goes home safe at the end of the day.

Think about it: you've got heights involved, often uneven surfaces, and sometimes the rush to get the job done. That's a recipe for potential disaster if you don't have the right safeguards in place. Fall protection systems aren't just one thing, either. We're talking about everything from guardrails and safety nets to personal fall arrest systems – harnesses, lanyards, the whole shebang. And knowing how to use them **correctly** is just as crucial as having them. A harness that's not fitted right is about as useful as a chocolate teapot.

Then there's the implementation side. It's not enough to just have the equipment sitting in the truck. You've got to have a plan, a system for making sure everyone understands the risks, knows how to use the equipment, and actually **does** use it. Regular training, toolbox talks, and site inspections are all part of that. And honestly, a big part of it is just fostering a culture of safety on the job site. When everyone's looking out for each other, reminding each other to tie off, pointing out potential hazards, that's when you really start to see a difference.

Adhering to safety protocols isn't just about avoiding fines or lawsuits; it's about respecting the lives and well-being of your crew. It's about creating a work environment where people feel safe and can focus on doing their best work. And at the end of the day, that's good for everyone involved – the workers, the company, and the homeowners who are trusting you to build or renovate their homes safely. So, yeah, fall protection systems and their proper implementation are absolutely vital on residential job sites. It's not just a good idea, it's the right thing to do.

*** Confined Space Entry Procedures (if applicable)**

Okay, so let's talk about confined spaces on a residential job site – sounds pretty intense, right? You might be thinking, "Confined spaces? In a house?" But trust me, they can pop up. Think crawl spaces under the house, maybe a really deep window well, or even a partially buried septic tank if you're doing work near the leach field. Basically, any space that's hard

to get in and out of, doesn't have great ventilation, and could potentially have a hazard lurking inside.

Now, "confined space entry procedures" sounds super official, and honestly, it is. If you stumble across a space that even **might** be a confined space, the absolute first thing you do is ****stop****. Don't just dive in. You need to assess the situation. Is there enough oxygen in there to breathe? Are there any strange smells that could indicate dangerous gases? Has it been properly ventilated? Could something collapse or shift while you're inside?

The whole idea behind these procedures is to make sure you don't end up in a bad situation. It's usually not a one-person job. Ideally, you'd have someone outside the space acting as a "hole watch," constantly monitoring you and ready to call for help if something goes wrong. You might need special equipment, like an air monitor to check oxygen levels and the presence of toxic gases. And, of course, proper ventilation is key.

Honestly, if you're not trained in confined space entry, that's a huge red flag. You shouldn't be going in. It's better to be safe than sorry. Call in a professional who knows what they're doing to assess the situation properly and handle the entry if it's absolutely necessary. We're talking about potentially life-threatening situations here, so it's not something to take lightly. Following proper procedures is absolutely paramount to keeping everyone safe on the job, and sometimes, the safest procedure is just to stay out.

*** Emergency Response Plan and First Aid Availability**

Okay, let's talk about keeping folks safe on residential job sites, specifically how we deal with emergencies and make sure first aid is always within reach. It's not just about following rules; it's about looking out for each other and ensuring everyone goes home safe at the end of the day.

Think about it: Residential sites, while often smaller than big commercial projects, can still be pretty hazardous. We've got everything from power tools and ladders to heavy materials and potential falls. Things can happen quickly, and when they do, a well-thought-out Emergency Response Plan (ERP) is absolutely crucial. This isn't some dusty manual sitting on a shelf; it's a living document that everyone on site knows and understands. It should clearly outline what to do in various emergency scenarios – a fall, an electrical shock, a fire, even a sudden medical issue. Who calls 911? Where's the meeting point? Who's in charge of what? These are all critical details.

Now, alongside the ERP, we need accessible first aid. I'm not just talking about a dusty box hidden in the back of the truck. We need a well-stocked kit, clearly labeled and easy to find. And more importantly, someone on site needs to be trained in basic first aid and CPR. Think about it: those first few minutes after an injury can make all the difference. Being able to control bleeding, stabilize a fracture, or even administer CPR could literally save a life.

Ultimately, it boils down to a culture of safety. It's about having the right plan, the right

resources, and the right training. But it's also about fostering an environment where people feel comfortable speaking up if they see something unsafe. It's about reminding each other to wear the proper PPE, to take breaks when needed, and to generally be mindful of the potential hazards around them. Because at the end of the day, the best emergency response is the one that never has to happen in the first place. And that starts with a commitment to safety, every single day, on every single job site.

*** Job Site Security and Public Safety Considerations**

Okay, let's talk about keeping things safe and sound on those residential job sites. You know, the places where we're building dreams, one nail and brick at a time. It's not just about getting the job done; it's about getting it done **right**, and that means making sure everyone involved – our crew, the homeowners, the neighbors, even just folks walking by – goes home at the end of the day without a scratch.

Think about it. Residential areas aren't like isolated construction zones. We're often right in the middle of neighborhoods, with kids playing, people walking dogs, deliveries happening. That means our job site security and public safety considerations have to be top-notch. We're not just protecting tools and materials; we're protecting lives and livelihoods.

Adhering to safety protocols isn't some optional extra; it's the foundation of everything we do. We're talking about things like proper barricades to keep people out of hazardous areas, clear signage warning of potential dangers, and regular site inspections to identify and eliminate risks before they become problems.

And it's not just about the big, obvious stuff like scaffolding and power tools. It's the little things too. Are we keeping the site tidy to prevent trips and falls? Are we storing materials properly so they don't become hazards? Are we managing dust and noise to minimize the impact on the surrounding community? These small details add up to a huge difference in overall safety.

Communication is key, too. Making sure everyone on the crew knows the safety protocols, understands the potential hazards, and feels comfortable speaking up if they see something unsafe. We need to be talking to the homeowners as well, keeping them informed about what's happening on the site and what precautions they need to take.

At the end of the day, job site safety and public safety on residential projects is about respect. Respect for ourselves, our colleagues, our clients, and the community we're working in. It's about taking pride in the work we do, not just in the finished product, but in the way we do it. Because a safe job site is a productive job site, and a responsible contractor is a successful contractor. It's really that simple.



Facebook about us:

Residential Foundation Repair Services

Strong Foundations, Strong Homes



About foundation

 image not found or type unknown

Look up ***foundation*** or ***foundations*** in Wiktionary, the free dictionary.

Foundation(s) or **The Foundation(s)** may refer to:

Common uses

[edit]

- Foundation (cosmetics), a skin-coloured makeup cream applied to the face
- Foundation (engineering), the element of a structure which connects it to the ground, and transfers loads from the structure to the ground
- Foundation (evidence), a legal term
- Foundation (nonprofit), a type of charitable organization
 - Foundation (United States law), a type of charitable organization in the U.S.
 - Private foundation, a charitable organization that might not qualify as a public charity by government standards

Arts, entertainment, and media

[edit]

Film and TV

[edit]

- *The Foundation*, a film about 1960s-1970s Aboriginal history in Sydney, featuring Gary Foley
- *The Foundation* (1984 TV series), a Hong Kong series
- *The Foundation* (Canadian TV series), a 2009–2010 Canadian sitcom
- "The Foundation" (*Seinfeld*), an episode
- *Foundation* (TV series), an Apple TV+ series adapted from Isaac Asimov's novels

Games

[edit]

- *Foundation* (video game), a city-building game (2025)
- *Foundation*, an Amiga video game
- The Foundation, a character in 2017 game *Fortnite Battle Royale*

Literature

[edit]

- Foundation (book series), a series of science fiction books by Isaac Asimov
 - *Foundation* (Asimov novel), the first book in Asimov's series, published in 1951
- *Foundation* (b-boy book), by Joseph G. Schloss
- *Foundation* (Lackey novel), a 2008 fantasy novel by Mercedes Lackey

Music

[edit]

- The Foundations, a British soul group
- Foundations (EP), by Serj Tankian

Albums

[edit]

- *Foundation* (Brand Nubian album)
- *Foundation* (Breakage album)
- *Foundation* (Doc Watson album)
- *Foundation* (Magnum album)
- *Foundation* (M.O.P. album)
- *Foundation*, a 1997 compilation album by Die Krupps
- *The Foundation* (Geto Boys album)
- *The Foundation* (Pep Love album), 2005
- *The Foundation* (Zac Brown Band album)
- *The Foundations* (album), by 4 Corners

Songs

[edit]

- "Foundation", a 1983 song by Spandau Ballet from the album *True*
- "Foundation", a 1998 song by Brand Nubian from the eponymous album *Foundation*
- "Foundation", a 2009 song by M.O.P. from the eponymous album *Foundation*
- "Foundation", a 2010 song by Breakage from the eponymous album *Foundation*
- "Foundation", a 2015 song by Years & Years from *Communion*
- "Foundations" (song), by Kate Nash
- "The Foundation" (song), by Xzibit

Other uses in arts, entertainment, and media

[edit]

- *Foundation – The International Review of Science Fiction*, a literary journal
- *The Foundation Trilogy* (BBC Radio), a radio adaption of Asimov's series
- The SCP Foundation, a fictional organization that is often referred to in-universe as "The Foundation"

Education

[edit]

- Foundation degree, a British academic qualification
- Foundation school, a type of school in England and Wales
- Foundation Stage, a stage of education for children aged 3 to 5 in England
- University Foundation Programme, a British university entrance course

Science and technology

[edit]

- Foundation (framework), a free collection of tools for creating websites and web applications by ZURB
- Foundation Fieldbus, a communications system
- Foundation Kit, an Apple API

Companies

[edit]

- Foundation Medicine, a genomic profiling company

See also

[edit]

- All pages with titles beginning with *Foundation*
- All pages with titles beginning with *The Foundation*
- Foundations of mathematics, theory of mathematics

Disambiguation icon


This disambiguation page lists articles associated with the title **Foundation**.

If an internal link led you here, you may wish to change the link to point directly to the intended article.


About bedrock

For other uses, see Bedrock (disambiguation).

"Subsurface" redirects here. For other uses, see Subsurface (disambiguation).



Soil with broken rock fragments overlying bedrock, Sandside Bay, Caithness, Scotland



Soil profile with bedrock labeled R

In geology, **bedrock** is solid rock that lies under loose material (regolith) within the crust of Earth or another terrestrial planet.

Definition

[edit]

Bedrock is the solid rock that underlies looser surface material.^[1] An exposed portion of bedrock is often called an outcrop.^[2] The various kinds of broken and weathered rock material, such as soil and subsoil, that may overlie the bedrock are known as regolith.^[3]^[4]

Engineering geology

[edit]

The surface of the bedrock beneath the soil cover (regolith) is also known as *rockhead* in engineering geology,^{[5][6]} and its identification by digging, drilling or geophysical methods is an important task in most civil engineering projects. Superficial deposits can be very thick, such that the bedrock lies hundreds of meters below the surface.^[7]

Weathering of bedrock

[edit]

Exposed bedrock experiences weathering, which may be physical or chemical, and which alters the structure of the rock to leave it susceptible to erosion. Bedrock may also experience subsurface weathering at its upper boundary, forming saprolite.^[8]





Geologic map

[edit]

A geologic map of an area will usually show the distribution of differing bedrock types, rock that would be exposed at the surface if all soil or other superficial deposits were removed. Where superficial deposits are so thick that the underlying bedrock cannot be reliably mapped, the superficial deposits will be mapped instead (for example, as alluvium).^[9]

See also

[edit]

-  [Geology portal](#)
-  [Geography portal](#)
-  [Maps portal](#)
-  [Minerals portal](#)

References

[edit]

- ↑ *Jackson, Julia A., ed. (1997). "Bedrock". Glossary of geology (4th ed.). Alexandria, Virginia: American Geological Institute. ISBN 0922152349.*
- ↑ Jackson 1997, "Outcrop".
- ↑ Jackson 1997, "Regolith".
- ↑ *Allaby, Michael (2013). "Regolith". A dictionary of geology and earth sciences (4th ed.). Oxford: Oxford University Press. ISBN 9780199653065.*
- ↑ *Price, David George (2009). "The Basis of Engineering Geology". In de Freitas, Michael H. (ed.). Engineering Geology: Principles and Practice. Springer. p. 16. ISBN 978-3540292494.*

6. ^ McLean, A.C.; Gribble, C.D. (9 September 1985). *Geology for Civil Engineers* (Second ed.). CRC Press. p. 113. ISBN 978-0419160007.
7. ^ Swinford, E. Mac (2004). "What the glaciers left behind – the drift-thickness map of Ohio" (PDF). *Ohio Geology*. No. 1. Ohio Department of Natural Resources, Division of Geological Survey. pp. 1, 3–5. Archived (PDF) from the original on 2 October 2012. Retrieved 12 September 2012.
8. ^ Lidmar-Bergström, Karna; Olsson, Siv; Olvmo, Mats (January 1997). "Palaeosurfaces and associated saprolites in southern Sweden". *Geological Society, London, Special Publications*. **120** (1): 95–124. Bibcode:1997GSLSP.120...95L. doi:10.1144/GSL.SP.1997.120.01.07. S2CID 129229906. Retrieved 21 April 2010.
9. ^ "Digital Geology – Bedrock geology theme". *British Geological Survey*. Archived from the original on 13 December 2009. Retrieved 12 November 2009.

Further reading

[edit]

- Rafferty, John P. "Bedrock". *Encyclopædia Britannica*. Archived from the original on 29 July 2019. Retrieved 1 April 2019.
- Harris, Clay (2013). "Bedrock". In Lerner, K. Lee; Lerner, Brenda Wilmoth (eds.). *The Gale Encyclopedia of Science*. Vol. 1 (5th ed.). Farmington Hills, MI: Cengage Gale. pp. 515–516.

External links

[edit]

-  Media related to Bedrock at Wikimedia Commons





















- v
- t
- e

Geotechnical engineering

Offshore geotechnical engineering

Investigation and instrumentation

Field (*in situ*)

-  Core drill
-  Cone penetration test
-  Geo-electrical sounding
-  Permeability test
-  Load test
 - Static
 - Dynamic
 - Statnamic
-  Pore pressure measurement
 - Piezometer
 - Well
-  Ram sounding
-  Rock control drilling
-  Rotary-pressure sounding
-  Rotary weight sounding
-  Sample series
-  Screw plate test
- Deformation monitoring
 -  Incliner
 -  Settlement recordings
-  Shear vane test
-  Simple sounding
-  Standard penetration test
-  Total sounding
-  Trial pit
-  Visible bedrock
- Nuclear densometer test
- Exploration geophysics
- Crosshole sonic logging
- Pile integrity test

Soil

Types

- Clay
- Silt
- Sand
- Gravel
- Peat
- Loam
- Loess

Properties

- Hydraulic conductivity
- Water content
- Void ratio
- Bulk density
- Thixotropy
- Reynolds' dilatancy
- Angle of repose
- Friction angle
- Cohesion
- Porosity
- Permeability
- Specific storage
- Shear strength
- Sensitivity

**Structures
(Interaction)**

Natural features

- Topography
- Vegetation
- Terrain
- Topsoil
- Water table
- Bedrock
- Subgrade
- Subsoil

Earthworks

- Shoring structures
 - Retaining walls
 - Gabion
 - Ground freezing
 - Mechanically stabilized earth
 - Pressure grouting
 - Slurry wall
 - Soil nailing
 - Tieback
- Land development
- Landfill
- Excavation
- Trench
- Embankment
- Cut
- Causeway
- Terracing
- Cut-and-cover
- Cut and fill
- Fill dirt
- Grading
- Land reclamation
- Track bed
- Erosion control
- Earth structure
- Expanded clay aggregate
- Crushed stone
- Geosynthetics
 - Geotextile
 - Geomembrane
 - Geosynthetic clay liner
 - Cellular confinement
- Infiltration

Foundations

- Shallow
- Deep

Mechanics

Forces

- Effective stress
- Pore water pressure
- Lateral earth pressure
- Overburden pressure
- Preconsolidation pressure

Phenomena/ problems

- Permafrost
- Frost heaving
- Consolidation
- Compaction
- Earthquake
 - Response spectrum
 - Seismic hazard
 - Shear wave
- Landslide analysis
 - Stability analysis
 - Mitigation
 - Classification
 - Sliding criterion
 - Slab stabilisation
- Bearing capacity * Stress distribution in soil

Numerical analysis software

- SEEP2D
- STABL
- SVFlux
- SVSlope
- UTEXAS
- Plaxis

Related fields

- Geology
- Geochemistry
- Petrology
- Earthquake engineering
- Geomorphology
- Soil science
- Hydrology
- Hydrogeology
- Biogeography
- Earth materials
- Archaeology
- Agricultural science
 - Agrology

Authority control databases: National      [Edit this at Wikidata](#)

About Cook County

Photo

Image not found or type unknown

Photo

Image not found or type unknown

Photo

Image not found or type unknown

Photo

Image not found or type unknown

Things To Do in Cook County

Photo

Sand Ridge Nature Center

4.8 (96)

Photo

Image not found or type unknown

River Trail Nature Center

4.6 (235)

Photo

Image not found or type unknown

Palmisano (Henry) Park

4.7 (1262)

Driving Directions in Cook County

Driving Directions From Palmisano (Henry) Park to

Driving Directions From Lake Katherine Nature Center and Botanic Gardens to

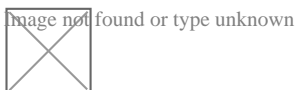
Driving Directions From Navy Pier to

<https://www.google.com/maps/dir/Navy+Pier/United+Structural+Systems+of+Illinois%2C+Inc./87.6050944,14z/data=!3m1!4b1!4m14!4m13!1m5!1m1!1sunknown!2m2!1d-87.6050944!2d41.8918633!1m5!1m1!1sChIJ-wSxDtinD4gRiv4kY3RRh9U!2m2!1d-88.1396465!2d42.0637725!3e0>

<https://www.google.com/maps/dir/Lake+Katherine+Nature+Center+and+Botanic+Gardens/United+Structural+Systems+of+Illinois%2C+Inc./87.8010774,14z/data=!3m1!4b1!4m14!4m13!1m5!1m1!1sunknown!2m2!1d-87.8010774!2d41.6776048!1m5!1m1!1sChIJ-wSxDtinD4gRiv4kY3RRh9U!2m2!1d-88.1396465!2d42.0637725!3e2>

<https://www.google.com/maps/dir/Palmisano+%28Henry%29+Park/United+Structural+Systems+of+Illinois%2C+Inc./87.6490151,14z/data=!3m1!4b1!4m14!4m13!1m5!1m1!1sunknown!2m2!1d-87.6490151!2d41.8429903!1m5!1m1!1sChIJ-wSxDtinD4gRiv4kY3RRh9U!2m2!1d-88.1396465!2d42.0637725!3e1>

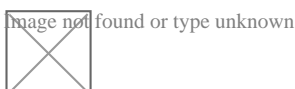
Reviews for



Jeffery James

(5)

Very happy with my experience. They were prompt and followed through, and very helpful in fixing the crack in my foundation.

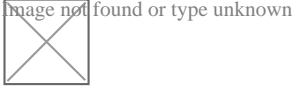


Sarah McNeily

(5)

USS was excellent. They are honest, straightforward, trustworthy, and conscientious. They thoughtfully removed the flowers and flower bulbs to dig where they needed in the yard, replanted said flowers and spread the extra dirt to fill in an area of the yard. We've had other services from different companies and our yard was really a mess after.

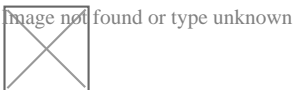
They kept the job site meticulously clean. The crew was on time and friendly. I'd recommend them any day! Thanks to Jessie and crew.



Jim de Leon

(5)

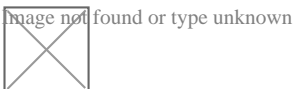
It was a pleasure to work with Rick and his crew. From the beginning, Rick listened to my concerns and what I wished to accomplish. Out of the 6 contractors that quoted the project, Rick seemed the MOST willing to accommodate my wishes. His pricing was definitely more than fair as well. I had 10 push piers installed to stabilize and lift an addition of my house. The project commenced at the date that Rick had disclosed initially and it was completed within the same time period expected (based on Rick's original assessment). The crew was well informed, courteous, and hard working. They were not loud (even while equipment was being utilized) and were well spoken. My neighbors were very impressed on how polite they were when they entered / exited my property (saying hello or good morning each day when they crossed paths). You can tell they care about the customer concerns. They ensured that the property would be put back as clean as possible by placing MANY sheets of plywood down prior to excavating. They compacted the dirt back in the holes extremely well to avoid large stock piles of soils. All the while, the main office was calling me to discuss updates and expectations of completion. They provided waivers of lien, certificates of insurance, properly acquired permits, and JULIE locates. From a construction background, I can tell you that I did not see any flaws in the way they operated and this an extremely professional company. The pictures attached show the push piers added to the foundation (pictures 1, 2 & 3), the amount of excavation (picture 4), and the restoration after dirt was placed back in the pits and compacted (pictures 5, 6 & 7). Please notice that they also sealed two large cracks and steel plated these cracks from expanding further (which you can see under my sliding glass door). I, as well as my wife, are extremely happy that we chose United Structural Systems for our contractor. I would happily tell any of my friends and family to use this contractor should the opportunity arise!



Chris Abplanalp

(5)

USS did an amazing job on my underpinning on my house, they were also very courteous to the proximity of my property line next to my neighbor. They kept things in order with all the dirt/mud they had to excavate. They were done exactly in the timeframe they indicated, and the contract was very details oriented with drawings of what would be done. Only thing that would have been nice, is they left my concrete a little muddy with boot prints but again, all-in-all a great job



Dave Kari

(5)

What a fantastic experience! Owner Rick Thomas is a trustworthy professional. Nick and the crew are hard working, knowledgeable and experienced. I interviewed every company in the area, big and small. A homeowner never wants to hear that they have foundation issues. Out of every company, I trusted USS the most, and it paid off in the end. Highly recommend.

Adhering to Safety Protocols on Residential Job Sites [View GBP](#)

United Structural Systems of Illinois, Inc

Phone : +18473822882

City : Hoffman Estates

State : IL

Zip : 60169

Address : 2124 Stonington Ave

Google Business Profile

Company Website : <https://www.unitedstructuralsystems.com/>

USEFUL LINKS

Residential Foundation Repair Services

home foundation repair service

Foundation Repair Service

Sitemap

Privacy Policy

About Us

