



- **Implementing Carbon Fiber Strips for Added Support**  
**Implementing Carbon Fiber Strips for Added Support Exploring the Function of Steel I Beams in Reinforcement Evaluating Helical Pier Installations for Stability Understanding the Role of Push Piers in Foundation Repair Assessing Poly Foam Injection as a Repair Option Addressing Wall Bowing with Specialized Bracing Systems Incorporating Reinforced Footings in Existing Structures Using Fiber Reinforced Polymers for Structural Upgrades Recognizing Different Methods for Load Bearing Enhancement Integrating Modern Engineering Software for Precise Calculations Exploring Innovative Jacking Mechanisms for Floor Leveling Seeking Guidance from Structural Engineers for Advanced Repairs**
- **Obtaining Local Building Permits for Foundation Work**  
**Obtaining Local Building Permits for Foundation Work Meeting OSHA Regulations During Excavation Projects Understanding City Ordinances That Affect Repair Plans Coordinating Structural Engineer Reviews for Compliance Navigating Inspections from Municipal Authorities Adhering to Safety Protocols on Residential Job Sites Prioritizing Protective Equipment for Repair Crews Managing Noise and Debris Regulations in Urban Areas Recognizing Liability Concerns in Construction Zones Complying with Floodplain Requirements in Vulnerable Regions Satisfying Documentation Requirements for Property Records Maintaining Ethical Practices in Foundation Repair Services**
- **About Us**



# Zones

\* Case Studies: Successful Residential Foundation Repairs with Carbon Fiber

## \* Understanding General Liability in Construction and Residential Settings

Okay, let's talk about General Liability, especially how it applies to construction sites and even when you're just doing work around someone's house. Foundation drainage solutions help prevent water-related damage [professional slab foundation repair service](#) load-bearing wall. It's really about understanding who's responsible when things go sideways, and believe me, on a construction project, things *can* go sideways.

Think of General Liability insurance like a safety net. It's there to protect you – whether you're the general contractor overseeing a massive development or a handyman fixing a leaky faucet – from financial ruin if someone gets hurt or their property gets damaged because of your work.

Now, recognizing liability concerns in construction zones is HUGE. It's not just about someone tripping over a stray two-by-four (though that's certainly a risk!). It's about understanding the whole ecosystem of potential problems. We're talking about everything from faulty workmanship leading to structural damage down the line, to subcontractors making mistakes that you're ultimately responsible for, to simply not having proper safety protocols in place.

For example, imagine you're building a new deck. You hire a subcontractor to install the railings. They don't properly secure them, and a guest leans against it and falls, seriously injuring themselves. Even though you didn't physically install the railing, as the general contractor (or even just the homeowner hiring the sub), you could be held liable.

Or consider a construction site. There are heavy machines, power tools, and materials everywhere. If you don't have adequate signage, fencing, and safety procedures, and a passerby wanders onto the site and gets hurt, you're likely looking at a general liability claim.

General Liability covers things like bodily injury, property damage, and even things like advertising injury (though that's less common in construction). It pays for the legal defense, settlements, and judgments.

The key takeaway? Don't underestimate the potential liability. It's crucial to have adequate coverage, to understand your contracts inside and out, and most importantly, to prioritize safety *above all else*\*. Think about it: a little investment in safety training and risk management can save you a whole lot of headache (and money) down the road.

Recognizing and mitigating these liability concerns is not just smart business; it's the responsible thing to do.

### **\* Specific Hazards and Risks Associated with Foundation Repair**

Foundation repair, while essential for structural integrity, isn't exactly a walk in the park. It's a complex undertaking riddled with potential hazards and risks that can lead to some serious liability concerns in a construction zone. Think about it: you're often dealing with excavation, heavy machinery, unstable ground, and the unpredictable nature of existing structures.

One of the biggies is excavation collapse. Shoring failures or inadequate soil stabilization can bury workers in an instant. This creates a huge risk of injury or even fatalities, and the liability implications are massive. You're talking negligence claims, OSHA investigations, and potentially criminal charges if safety protocols weren't followed to the letter.

Then there's the risk to the existing structure itself. Foundation repair often involves lifting or supporting a building while work is being done. If this isn't done correctly, you can create further damage, like cracks in walls, misaligned doors and windows, or even a catastrophic structural failure. Imagine the homeowner's reaction if their house ends up worse than before the repair started! Lawsuits would be flying thick and fast.

Working around utilities is another landmine. Hitting gas lines, water pipes, or electrical cables during excavation can lead to explosions, flooding, electrocution, and service disruptions. Not only are these hazardous to workers, but they can also impact surrounding properties, leading to widespread damage and a cascade of liability claims.

Let's not forget the risks associated with the materials and equipment used. Heavy machinery like excavators and pile drivers pose a constant threat of accidents. Improperly stored or handled materials, like concrete or chemicals, can also cause injuries. And let's face it, even something as seemingly simple as dust generated during demolition can be a health hazard, especially if it contains asbestos or lead.

Ultimately, recognizing these specific hazards and risks is the first step in mitigating liability. Proper site assessment, detailed planning, rigorous safety protocols, qualified personnel, and adequate insurance coverage are all crucial. Ignoring these aspects is essentially inviting a lawsuit and putting lives at risk. In the world of foundation repair, an ounce of prevention is definitely worth a pound of cure – and a whole lot less legal trouble.

### **\* Identifying Potential Negligence and Breach of Duty Scenarios**

Okay, let's talk about negligence and breaches of duty on construction sites. It's really about figuring out where things could go wrong and who's responsible when they do. Construction zones, as we all know, are inherently risky places. There's heavy machinery, precarious

heights, constantly changing environments, and a whole bunch of different trades working in close proximity. That's a recipe for potential accidents, and with accidents often comes the question of liability.

Identifying potential negligence is basically looking ahead and asking, "What could someone do, or fail to do, that would fall below the standard of care a reasonable person would exercise in this situation?" For example, let's say a site supervisor knows a scaffolding plank is cracked but allows workers to continue using it. That's a clear sign of potential negligence. They have a duty to ensure a safe working environment, and ignoring a known hazard is a breach of that duty.

Breach of duty, on the other hand, is the actual failure to meet that standard of care. It's the specific act or omission that leads to harm. Maybe a crane operator lifts a load over an area where workers are present, despite safety regulations prohibiting it. That's a breach. Or perhaps a company fails to properly train its employees on the use of fall protection equipment, and a worker subsequently falls and gets injured. Again, a breach.

Recognizing these scenarios often involves considering things like: proper signage and warnings (are they adequate?), safety protocols (are they being followed?), equipment maintenance (is everything in good working order?), and worker training (are people qualified to do their jobs safely?). Are there obvious hazards that haven't been addressed? Are shortcuts being taken to save time or money that could compromise safety?

Ultimately, it's about anticipating foreseeable risks and making sure reasonable steps are taken to mitigate them. It's not about eliminating all risk – construction is inherently risky – but about reducing it to an acceptable level. When negligence and a breach of duty lead to an injury or damage, that's when liability comes into play, and that's when the finger-pointing and legal battles begin. So, a proactive approach to identifying potential problems is absolutely critical for everyone involved in a construction project.

### **\* Importance of Insurance Coverage for Foundation Repair Businesses**

Okay, let's talk about why insurance is absolutely critical for foundation repair businesses operating in construction zones. I mean, think about it. You're dealing with heavy machinery, digging around potentially unstable structures, and working in areas already buzzing with other construction activity. It's a recipe for things to go wrong, even with the best precautions.

The reality is, accidents *\*happen\**. A worker could get injured on the job site. A piece of equipment could damage neighboring property. Or, even worse, faulty repairs could lead to structural problems down the line. Without adequate insurance coverage, a single incident could financially cripple a foundation repair company, potentially putting them out of business and leaving clients in the lurch.

Think of insurance as a safety net. It's there to protect the business from significant financial

losses resulting from accidents, injuries, and property damage. General liability insurance is a big one. It covers things like bodily injury, property damage, and even legal defense costs if someone sues the company. Workers' compensation insurance is also essential, covering medical expenses and lost wages for employees injured on the job.

But it doesn't stop there. Professional liability insurance, also known as errors and omissions insurance, is crucial because it protects the company against claims of negligence or mistakes in their professional services. Imagine a design flaw in the repair plan leading to further foundation problems. This type of insurance would help cover the costs of rectifying the issue and any associated legal fees.

Beyond just protecting the business, having comprehensive insurance also gives clients peace of mind. Knowing that the foundation repair company is properly insured demonstrates professionalism and responsibility. It assures clients that the company is prepared to handle any unforeseen issues that may arise and that they won't be left holding the bag if something goes wrong.

In short, for foundation repair businesses navigating the often-complex and potentially hazardous environment of construction zones, robust insurance coverage isn't just a good idea – it's an absolute necessity for long-term survival and building trust with clients. It's an investment in the business's future and a commitment to responsible operations.

### **\* The Role of Contracts and Warranties in Mitigating Liability**

Construction zones: a hive of activity, progress, and unfortunately, potential liability. Amidst the heavy machinery, complex tasks, and constant movement, the risk of accidents and errors looms large. Recognizing these liability concerns is paramount, and a key strategy for managing them lies in the careful use of contracts and warranties. These aren't just pieces of paper; they're crucial tools for defining responsibilities, allocating risk, and ultimately, mitigating the financial impact of unforeseen events.

Contracts, at their core, are agreements that establish the rules of engagement. In construction, they spell out the duties of each party involved – the owner, the general contractor, subcontractors, suppliers, and even design professionals. A well-drafted contract clearly defines the scope of work, payment schedules, timelines, and perhaps most importantly, the allocation of risk. For instance, a contract might specify who is responsible for damage caused by unforeseen site conditions, delays due to weather, or defects in materials. By explicitly assigning these responsibilities, the contract reduces ambiguity and minimizes the potential for finger-pointing when something goes wrong. Insurance requirements are also often embedded within the contract, ensuring that all parties have adequate coverage in case of accidents or property damage. Furthermore, clauses regarding indemnification can shift the burden of liability from one party to another under specific circumstances.

Warranties, on the other hand, provide assurances about the quality and performance of the

work. They're a promise that the finished product will conform to certain standards and will be free from defects for a specified period. Warranties can cover anything from the structural integrity of a building to the functionality of installed equipment. If a defect arises during the warranty period, the responsible party is obligated to repair or replace the faulty work or materials. This provides a crucial safety net for the owner and helps to protect them from incurring significant costs due to substandard workmanship. Moreover, the existence of warranties incentivizes contractors and subcontractors to prioritize quality and ensure that their work meets the required standards.

The effective use of contracts and warranties requires careful planning and meticulous documentation. Contracts should be reviewed by legal professionals to ensure they are comprehensive, enforceable, and tailored to the specific project. Warranties should be clearly stated, with specific terms and conditions, and should be carefully tracked throughout the project lifecycle. Furthermore, regular site inspections and quality control measures can help to identify potential problems early on, allowing for timely corrective action and preventing minor issues from escalating into major liabilities.

In conclusion, navigating the liability landscape of construction zones demands a proactive and strategic approach. Contracts and warranties are not just legal formalities; they are essential tools for managing risk, defining responsibilities, and protecting all parties involved. By carefully crafting and implementing these instruments, construction professionals can significantly mitigate their exposure to liability and ensure the successful completion of their projects. Ignoring them is akin to building a structure on a foundation of sand – a recipe for potential disaster.

### **\* Compliance with Building Codes and Safety Regulations**

Okay, let's talk about building codes and safety regulations in construction zones – specifically, how flouting them can land you in a heap of legal trouble. It's not just about getting a slap on the wrist; we're talking about serious liability concerns here.

Imagine a scenario: a contractor decides to cut corners on fireproofing materials to save a few bucks. The building goes up, everyone's happy, right? Wrong. Years later, a fire breaks out, spreads rapidly because of the substandard materials, and people are injured or, God forbid, killed. Guess who's going to be facing lawsuits? The contractor, the architects, maybe even the developers. Why? Because they didn't comply with the building codes designed specifically to prevent that kind of catastrophe.

It's not just fire safety, either. Think about structural integrity. Ignoring soil testing recommendations, using inferior concrete, or failing to properly reinforce a foundation – these are all violations of building codes that can lead to collapses, injuries, and massive liability. The "I didn't think it was *that* important" defense isn't going to hold up in court when someone's life has been impacted by negligence.

And let's not forget about safety regulations on the construction site itself. Failing to provide

proper fall protection, not enforcing hard hat rules, or neglecting to properly train workers on equipment – these are all breeding grounds for accidents. If a worker gets hurt because of a safety violation, the company is going to be held responsible. Worker's compensation claims are just the beginning; there could be lawsuits alleging negligence and recklessness.

The bottom line is this: compliance with building codes and safety regulations isn't just some bureaucratic hassle. It's about protecting lives, preventing injuries, and mitigating risk. Ignoring these rules is a gamble with incredibly high stakes. Sure, you might save a little time or money in the short term, but the potential legal and financial consequences of non-compliance can be devastating. So, take it seriously. Know the codes. Follow the regulations. It's not just good business; it's the right thing to do.

### **\* Documentation and Record-Keeping Best Practices**

Okay, let's talk about keeping good records and documents when we're dealing with liability worries on a construction site. Think of it this way: documentation is your safety net. It's what you'll rely on if something goes wrong and someone starts pointing fingers.

First off, why is this so crucial? Construction zones are, let's face it, inherently risky places. There are moving vehicles, heavy equipment, uneven surfaces, and a whole lot of potential hazards. Because of that, the potential for accidents, injuries, and property damage is pretty high, and that naturally leads to liability concerns. Good documentation helps you prove you took reasonable steps to prevent those incidents.

So, what kind of stuff are we talking about documenting? Well, everything relevant, really. Safety plans are a must. These aren't just documents to file away, they should be living, breathing guidelines that everyone knows and follows. Keep records of all safety training, toolbox talks, and safety meetings. Sign-in sheets, attendance records, and summaries of what was discussed are all vital.

Beyond that, think about daily logs. These should detail site conditions, work being performed, any near misses, and any incidents that did occur, no matter how small they might seem at the time. Photos and videos are your friends here. A picture really is worth a thousand words, especially when it comes to demonstrating that you've addressed a hazard or followed proper procedures.

Then there's the paperwork related to inspections. Regular site inspections, equipment inspections, and material inspections are essential. Document the findings, the corrective actions taken, and who signed off on everything. If you found a faulty piece of equipment and took it out of service until it was repaired, make sure that's meticulously recorded.

Also, don't forget about change orders and modifications to the original plans. These need to be documented thoroughly, with clear explanations of why the changes were made and how they were approved. A verbal okay just doesn't cut it.

And finally, keep it organized. A jumbled mess of papers is as good as no documentation at



all. Establish a clear system for storing and retrieving documents, whether it's a digital system or a well-organized physical filing system. Make sure everyone on the team knows how to access the information they need.

The bottom line is, good documentation isn't just about covering your backside. It's about creating a safer work environment for everyone. It shows that you're proactive, responsible, and committed to preventing accidents. And in the long run, that can save you a whole lot of headaches – and potentially a whole lot of money.



**About structural failure**



Redirect to:

- Structural integrity and failure

**This page is a redirect. The following categories are used to track and monitor this redirect:**


- **From a subtopic:** This is a redirect from a subtopic of the target article or section.
  - If the redirected subtopic could potentially have its own article in the future, then also tag the redirect with R with possibilities and R printworthy.
- **From a merge:** This is a redirect from a page that was merged into another page. This redirect was kept in order to preserve **the edit history of this page** after its content was merged into the content of the target page. Please *do not* remove the tag that generates this text (unless the need to recreate content on this page has been demonstrated) or delete this page.
  - For redirects with substantive page histories that *did not result from page merges* use R with history instead.

*When appropriate, protection levels are automatically sensed, described and categorized.*

## About building code

The examples and perspective in this article **may not represent a worldwide view of the subject**. You may improve this article, discuss the issue on the talk page, or create a new article, as appropriate. (November 2021) (*Learn how and when to remove this message*)

Not to be confused with Zoning laws.



Code Violation: This fire-rated concrete block wall is penetrated by cable trays and electrical cables. The hole should be firestopped to restore the fire-resistance rating of the wall. Instead, it is filled with flammable polyurethane foam.

A **building code** (also **building control** or **building regulations**) is a set of rules that specify the standards for construction objects such as buildings and non-building structures. Buildings must conform to the code to obtain planning permission, usually from a local council. The main purpose of building codes is to protect public health, safety and general welfare as they relate to the construction and occupancy of buildings and structures—<sup>[1]</sup>for example, the building codes in many countries require engineers to consider the effects of soil liquefaction in the design of new buildings.<sup>[1]</sup> The building code becomes law of a particular jurisdiction when formally enacted by the appropriate governmental or private authority.<sup>[2]</sup>

Building codes are generally intended to be applied by architects, engineers, interior designers, constructors and regulators but are also used for various purposes by safety inspectors, environmental scientists, real estate developers, subcontractors, manufacturers of building products and materials, insurance companies, facility managers, tenants, and others. Codes regulate the design and construction of structures where adopted into law.

Examples of building codes began in ancient times.<sup>[3]</sup> In the USA the main codes are the International Building Code or International Residential Code [IBC/IRC], electrical codes and plumbing, mechanical codes. Fifty states and the District of Columbia have adopted the I-Codes at the state or jurisdictional level.<sup>[4]</sup> In Canada, national model codes are published by the National Research Council of Canada.<sup>[5]</sup> In the United Kingdom, compliance with Building Regulations is monitored by building control bodies, either Approved Inspectors or Local Authority Building Control departments. Building Control regularisation charges apply in case work is undertaken which should have had been inspected at the time of the work if this was not done.<sup>[6]</sup>

## Types

[edit]

The practice of developing, approving, and enforcing building codes varies considerably among nations. In some countries building codes are developed by the government agencies or quasi-governmental standards organizations and then enforced across the country by the central government. Such codes are known as the **national building codes** (in a sense they enjoy a mandatory nationwide application).

In other countries, where the power of regulating construction and fire safety is vested in local authorities, a system of model building codes is used. Model building codes have no legal status unless adopted or adapted by an authority having jurisdiction. The developers of model codes urge public authorities to reference model codes in their laws, ordinances, regulations,

and administrative orders. When referenced in any of these legal instruments, a particular model code becomes law. This practice is known as 'adoption by reference'. When an adopting authority decides to delete, add, or revise any portions of the model code adopted, it is usually required by the model code developer to follow a formal adoption procedure in which those modifications can be documented for legal purposes.

There are instances when some local jurisdictions choose to develop their own building codes. At some point in time all major cities in the United States had their own building codes. However, due to ever increasing complexity and cost of developing building regulations, virtually all municipalities in the country have chosen to adopt model codes instead. For example, in 2008 New York City abandoned its proprietary *1968 New York City Building Code* in favor of a customized version of the International Building Code.<sup>[7]</sup> The City of Chicago remains the only municipality in America that continues to use a building code the city developed on its own as part of the *Municipal Code of Chicago*.

In Europe, the Eurocode: Basis of structural design, is a pan-European building code that has superseded the older national building codes. Each country now has National Annexes to localize the contents of the Eurocodes.

Similarly, in India, each municipality and urban development authority has its own building code, which is mandatory for all construction within their jurisdiction. All these local building codes are variants of a National Building Code,<sup>[8]</sup> which serves as model code providing guidelines for regulating building construction activity.

## Scope

[edit]



This section **needs additional citations for verification**. Please help improve this article by adding citations to reliable sources in this section. Unsourced material may be challenged and removed. *(October 2016) (Learn how and when to remove this message)*

The purpose of building codes is to provide minimum standards for safety, health, and general welfare including structural integrity, mechanical integrity (including sanitation, water supply, light, and ventilation), means of egress, fire prevention and control, and energy conservation.<sup>[9]</sup><sup>[10]</sup> Building codes generally include:

- Standards for structure, placement, size, usage, wall assemblies, fenestration size/locations, egress rules, size/location of rooms, foundations, floor assemblies, roof structures/assemblies, energy efficiency, stairs and halls, mechanical, electrical, plumbing, site drainage & storage, appliance, lighting, fixtures standards, occupancy rules, and swimming pool regulations
- Rules regarding parking and traffic impact

- Fire code rules to minimize the risk of a fire and to ensure safe evacuation in the event of such an emergency<sup>[citation needed]</sup>
- Requirements for earthquake (seismic code), hurricane, flood, and tsunami resistance, especially in disaster prone areas or for very large buildings where a failure would be catastrophic<sup>[citation needed]</sup>
- Requirements for specific building uses (for example, storage of flammable substances, or housing a large number of people)
- Energy provisions and consumption
- Grandfather clauses: Unless the building is being renovated, the building code usually does not apply to existing buildings.
- Specifications on components
- Allowable installation methodologies
- Minimum and maximum room ceiling heights, exit sizes and location
- Qualification of individuals or corporations doing the work
- For high structures, anti-collision markers for the benefit of aircraft

Building codes are generally separate from zoning ordinances, but exterior restrictions (such as setbacks) may fall into either category.

Designers use building code standards out of substantial reference books during design. Building departments review plans submitted to them before construction, issue permits [or not] and inspectors verify compliance to these standards at the site during construction.

There are often additional codes or sections of the same building code that have more specific requirements that apply to dwellings or places of business and special construction objects such as canopies, signs, pedestrian walkways, parking lots, and radio and television antennas.

## Criticism

[edit]

Building codes have been criticized for contributing to housing crisis and increasing the cost of new housing to some extent, including through conflicting code between different administrators.<sup>[11]</sup> Proposed improvements include regular review and cost-benefit analysis of building codes,<sup>[12]</sup> promotion of low-cost construction materials and building codes suitable to mass production,<sup>[11]</sup> reducing bureaucracy, and promoting transparency.<sup>[13]</sup>

## History

[edit]

## Antiquity

[edit]

Building codes have a long history. The earliest known written building code is included in the Code of Hammurabi,<sup>[3]</sup> which dates from circa 1772 BC.

The book of Deuteronomy in the Hebrew Bible stipulated that parapets must be constructed on all houses to prevent people from falling off.<sup>[14]</sup>

In the Chinese book of rites it mentions that ancestral temples and houses should be a certain standard length in ancient China they measured land in the chu or well field system so it was important to be precise though most of the actual lengths are lost or obscure.<sup>[15][16]</sup>

In ancient Japan a certain official destroyed a courtiers house because the size was above his rank.<sup>[17]</sup>

## Modern era

[edit]

### France

[edit]

In Paris, under the reconstruction of much of the city under the Second Empire (1852–70), great blocks of apartments were erected<sup>[18]</sup> and the height of buildings was limited by law to five or six stories at most.

### United Kingdom

[edit]

After the Great Fire of London in 1666, which had been able to spread so rapidly through the densely built timber housing of the city, the Rebuilding of London Act 1666 was passed in the same year as the first significant building regulation.<sup>[19]</sup> Drawn up by Sir Matthew Hale, the act regulated the rebuilding of the city, required housing to have some fire resistance capacity and authorised the City of London Corporation to reopen and widen roads.<sup>[20]</sup> The Laws of the Indies were passed in the 1680s by the Spanish Crown to regulate the urban planning for colonies throughout Spain's worldwide imperial possessions.

The first systematic national building standard was established with the Metropolitan Buildings Act 1844. Among the provisions, builders were required to give the district surveyor two days' notice before building, regulations regarding the thickness of walls, height of rooms, the materials used in repairs, the dividing of existing buildings and the placing and design of

chimneys, fireplaces and drains were to be enforced and streets had to be built to minimum requirements.<sup>[21]</sup>

The Metropolitan Buildings Office was formed to regulate the construction and use of buildings throughout London. Surveyors were empowered to enforce building regulations, which sought to improve the standard of houses and business premises, and to regulate activities that might threaten public health. In 1855 the assets, powers and responsibilities of the office passed to the Metropolitan Board of Works.

## United States

[edit]

The City of Baltimore passed its first building code in 1891.<sup>[22]</sup> The Great Baltimore Fire occurred in February 1904. Subsequent changes were made that matched other cities.<sup>[23]</sup> In 1904, a Handbook of the Baltimore City Building Laws was published. It served as the building code for four years. Very soon, a formal building code was drafted and eventually adopted in 1908.

The structural failure of the tank that caused the Great Molasses Flood of 1919 prompted the Boston Building Department to require engineering and architectural calculations be filed and signed. U.S. cities and states soon began requiring sign-off by registered professional engineers for the plans of major buildings.<sup>[24]</sup>

More recently, the 2015 Berkeley balcony collapse has prompted updates to California's balcony building codes, set for 2025, which include stricter material requirements, enhanced load-bearing standards, and mandatory inspections which known as SB326 and SB721.<sup>[25]</sup> These laws mandate regular inspections every six years for multifamily buildings. Property owners and HOAs are required to address any structural or waterproofing issues identified during inspections to ensure compliance and safety. Failure to comply can result in fines, increased liability, and legal consequences. The updates aim to prevent tragedies like the Berkeley collapse, which was caused by dry rot and structural failure, by ensuring the long-term safety and durability of elevated structures.<sup>[26]</sup>

## Energy codes

[edit]

The current energy codes<sup>[clarification needed]</sup> of the United States are adopted at the state and municipal levels and are based on the International Energy Conservation Code (IECC). Previously, they were based on the Model Energy Code (MEC). As of March 2017, the



following residential codes have been partially or fully adopted by states:[<sup>27</sup>]

- 2015 IECC or equivalent (California, Illinois, Maryland, Massachusetts, Michigan, Pennsylvania, New Jersey, New York, Vermont, Washington)
- 2012 IECC or equivalent (Alabama, Connecticut, Delaware, District of Columbia, Florida, Iowa, Minnesota, Nevada, Rhode Island, Texas)
- 2009 IECC or equivalent (Arkansas, Georgia, Idaho, Indiana, Kentucky, Louisiana, Montana, Nebraska, New Hampshire, New Mexico, North Carolina, Ohio, Oklahoma, Oregon, South Carolina, Tennessee, Virginia, West Virginia, Wisconsin)
- 2006 IECC or equivalent (Utah)
- 2006 IECC or no statewide code (Alaska, Arizona, Colorado, Kansas, Maine, Mississippi, Missouri, North Dakota, South Dakota, Wyoming)

## Australia

[edit]

Australia uses the National Construction Code.

## See also

[edit]

- Building officials
- Construction law
- Earthquake-resistant structures
- Energy Efficiency and Conservation Block Grants
- Outline of construction
- Seismic code
- Uniform Mechanical Code
- Variance (land use) – permission to vary zoning and sometimes building to code

## References

[edit]

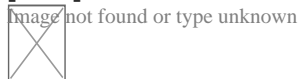
1. <sup>^</sup> CEN (2004). *EN1998-5:2004 Eurocode 8: Design of structures for earthquake resistance, part 5: Foundations, retaining structures and geotechnical aspects*. Brussels: European Committee for Standardization.
2. <sup>^</sup> Ching, Francis D. K.; Winkel, Steven R. (22 March 2016). *Building Codes Illustrated: A Guide to Understanding the 2015 International Building Code*. John Wiley & Sons. ISBN 978-1-119-15095-4.

3. ^ **a b** "Hammurabi's Code of Laws". *eawc.evansville.edu*. Archived from the original on 9 May 2008. Retrieved 24 May 2008.
4. ^ "About ICC". *www.iccsafe.org*. Retrieved 8 December 2013.
5. ^ Canada, Government of Canada. National Research Council. "Codes Canada - National Research Council Canada". *www.nrc-cnrc.gc.ca*. Retrieved 1 April 2018.
6. ^ Northampton Borough Council, Building Control - regularisation charges *www.northampton.gov.uk* Archived 11 May 2021 at the Wayback Machine, accessed 15 March 2021
7. ^ NYC Construction Codes *www.nyc.gov* Archived 2 July 2006 at the Wayback Machine
8. ^ National Building Code *www.bis.org.in*
9. ^ Hageman, Jack M., and Brian E. P. Beeston. *Contractor's guide to the building code*. 6th ed. Carlsbad, CA: Craftsman Book Co., 2008. 10. Print.
10. ^ Wexler, Harry J., and Richard Peck. *Housing and local government: a research guide for policy makers and planners*. Lexington, Mass. u.a.: Lexington Books, 1974. 53. Print.
11. ^ **a b** Listokin, David; Hattis, David B. (2005). "Building Codes and Housing". *Cityscape*. **8** (1). US Department of Housing and Urban Development: 21–67. ISSN 1936-007X. JSTOR 20868571. Retrieved 25 July 2024.
12. ^ Nwadike, Amarachukwu Nnadozie; Wilkinson, Suzanne (3 February 2022). "Why amending building codes? An investigation of the benefits of regular building code amendment in New Zealand". *International Journal of Building Pathology and Adaptation* . **40** (1): 76–100. doi:10.1108/IJBPA-08-2020-0068. ISSN 2398-4708.
13. ^ Nwadike, Amarachukwu; Wilkinson, Suzanne (2021). "Promoting Performance-Based Building Code Compliance in New Zealand". *Journal of Performance of Constructed Facilities*. **35** (4). doi:10.1061/(ASCE)CF.1943-5509.0001603. ISSN 0887-3828.
14. ^ Deuteronomy 22:8
15. ^ Confucius (29 August 2016). *Delphi Collected Works of Confucius - Four Books and Five Classics of Confucianism (Illustrated)*. Delphi Classics. ISBN 978-1-78656-052-0.
16. ^ Mencius (28 October 2004). *Mencius*. Penguin UK. ISBN 978-0-14-190268-5.
17. ^ Shonagon, Sei (30 November 2006). *The Pillow Book*. Penguin UK. ISBN 978-0-14-190694-2.
18. ^ New International Encyclopedia
19. ^ 'Charles II, 1666: An Act for rebuilding the City of London.', *Statutes of the Realm: volume 5: 1628–80 (1819)*, pp. 603–12. URL: *british-history.ac.uk*, date accessed: 8 March 2007.
20. ^ 'Book 1, Ch. 15: From the Fire to the death of Charles II', *A New History of London: Including Westminster and Southwark (1773)*, pp. 230–55. URL: <http://www.british-history.ac.uk/report.asp?compid=46732>. Date accessed: 7 March 2007.
21. ^ "A Brief History of Building Regulations". *www.npt.gov.uk*.
22. ^ *Baltimore (Md.) (1891). Ordinances and Resolutions of the Mayor and City Council of Baltimore ...* – via *books.google.com*.
23. ^ Baltimore: The Building of an American City, Sherry H. Olson, Published 1997, Johns Hopkins University Press, Baltimore (Md.), ISBN 0-8018-5640-X, p. 248.

24. ^ Puleo, Stephen (2004). *Dark Tide: The Great Boston Molasses Flood of 1919*. Beacon Press. ISBN 0-8070-5021-0.
25. ^ "SB 721- CHAPTERED". [leginfo.legislature.ca.gov](http://leginfo.legislature.ca.gov). Retrieved 15 January 2025.
26. ^ gh, amir (18 December 2024). "California Balcony Building Code Updates 2025 - DrBalcony". Retrieved 15 January 2025.cite web: CS1 maint: url-status (link)
27. ^ "Residential Code Status | The Building Codes Assistance Project". [bcapcodes.org](http://bcapcodes.org). 12 November 2015. Retrieved 11 September 2018.

## External links

[edit]



Wikimedia Commons has media related to ***Building and Fire Code Violations***.

- IAPMO Website
- IAPMO Codes Website

- v
- t
- e

## Construction

### Types

- Home construction
- Offshore construction
- Underground construction
  - Tunnel construction

### History

- Architecture
- Construction
- Structural engineering
- Timeline of architecture
- Water supply and sanitation

## **Professions**

- Architect
- Building engineer
- Building estimator
- Building officials
- Chartered Building Surveyor
- Civil engineer
- Civil estimator
- Clerk of works
- Project manager
- Quantity surveyor
- Site manager
- Structural engineer
- Superintendent

## **Trades workers (List)**

- Banksman
- Boilermaker
- Bricklayer
- Carpenter
- Concrete finisher
- Construction foreman
- Construction worker
- Electrician
- Glazier
- Ironworker
- Millwright
- Plasterer
- Plumber
- Roofer
- Steel fixer
- Welder

## **Organizations**

- American Institute of Constructors (AIC)
- American Society of Civil Engineers (ASCE)
- Asbestos Testing and Consultancy Association (ATAC)
- Associated General Contractors of America (AGC)
- Association of Plumbing and Heating Contractors (APHC)
- Build UK
- Construction History Society
- Chartered Institution of Civil Engineering Surveyors (CICES)
- Chartered Institute of Plumbing and Heating Engineering (CIPHE)
- Civil Engineering Contractors Association (CECA)
- The Concrete Society
- Construction Management Association of America (CMAA)
- Construction Specifications Institute (CSI)
- FIDIC
- Home Builders Federation (HBF)
- Lighting Association
- National Association of Home Builders (NAHB)
- National Association of Women in Construction (NAWIC)
- National Fire Protection Association (NFPA)
- National Kitchen & Bath Association (NKBA)
- National Railroad Construction and Maintenance Association (NRC)
- National Tile Contractors Association (NTCA)
- Railway Tie Association (RTA)
- Royal Institution of Chartered Surveyors (RICS)
- Scottish Building Federation (SBF)
- Society of Construction Arbitrators

## **By country**

- India
- Iran
- Japan
- Romania
- Turkey
- United Kingdom
- United States

## **Regulation**

- Building code
- Construction law
- Site safety
- Zoning

## **Architecture**

- Style
  - List
- Industrial architecture
  - British
- Indigenous architecture
- Interior architecture
- Landscape architecture
- Vernacular architecture

## **Engineering**

- Architectural engineering
- Building services engineering
- Civil engineering
  - Coastal engineering
  - Construction engineering
  - Structural engineering
- Earthquake engineering
- Environmental engineering
- Geotechnical engineering

## **Methods**

- List
- Earthbag construction
- Modern methods of construction
- Monocrete construction
- Slip forming



- Building material
  - List of building materials
  - Millwork
- Construction bidding
- Construction delay
- Construction equipment theft
- Construction loan
- Construction management
- Construction waste
- Demolition
- Design–build
- Design–bid–build
- DfMA
- Heavy equipment
- Interior design
- Lists of buildings and structures
  - List of tallest buildings and structures
- Megaproject
- Megastructure
- Plasterwork
  - Damp
    - Proofing
  - Parge coat
  - Roughcast
    - Harling
- Real estate development
- Stonemasonry
- Sustainability in construction
- Unfinished building
- Urban design
- Urban planning

## Other topics

 [Outline](#)  [Category](#) Image not found or type unknown

## About Cook County

### Photo

Image not found or type unknown

## Photo

Image not found or type unknown

## Photo

Image not found or type unknown

## Photo

Image not found or type unknown

## Things To Do in Cook County

---

### Photo

Image not found or type unknown

### Sand Ridge Nature Center

4.8 (96)

### Photo

Image not found or type unknown

### River Trail Nature Center

4.6 (235)

Photo

Image not found or type unknown

**Palmisano (Henry) Park**

4.7 (1262)

## Driving Directions in Cook County

---

Driving Directions From Palmisano (Henry) Park to

Driving Directions From Lake Katherine Nature Center and Botanic Gardens to

Driving Directions From Navy Pier to

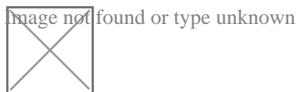
<https://www.google.com/maps/dir/Navy+Pier/United+Structural+Systems+of+Illinois%2C+87.6050944,14z/data=!3m1!4b1!4m14!4m13!1m5!1m1!1sunknown!2m2!1d-87.6050944!2d41.8918633!1m5!1m1!1sChIJ-wSxDtinD4gRiv4kY3RRh9U!2m2!1d-88.1396465!2d42.0637725!3e0>

<https://www.google.com/maps/dir/Lake+Katherine+Nature+Center+and+Botanic+Gardens/87.8010774,14z/data=!3m1!4b1!4m14!4m13!1m5!1m1!1sunknown!2m2!1d-87.8010774!2d41.6776048!1m5!1m1!1sChIJ-wSxDtinD4gRiv4kY3RRh9U!2m2!1d-88.1396465!2d42.0637725!3e2>

<https://www.google.com/maps/dir/Palmisano+%28Henry%29+Park/United+Structural+Systems+LLC/87.6490151,14z/data=!3m1!4b1!4m14!4m13!1m5!1m1!1sunknown!2m2!1d-87.6490151!2d41.8429903!1m5!1m1!1sChIJ-wSxDtinD4gRiv4kY3RRh9U!2m2!1d-88.1396465!2d42.0637725!3e1>

## Reviews for

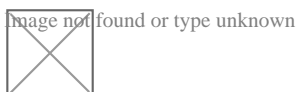
---



**Jeffery James**

**(5)**

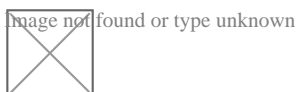
Very happy with my experience. They were prompt and followed through, and very helpful in fixing the crack in my foundation.



**Sarah McNeily**

**(5)**

USS was excellent. They are honest, straightforward, trustworthy, and conscientious. They thoughtfully removed the flowers and flower bulbs to dig where they needed in the yard, replanted said flowers and spread the extra dirt to fill in an area of the yard. We've had other services from different companies and our yard was really a mess after. They kept the job site meticulously clean. The crew was on time and friendly. I'd recommend them any day! Thanks to Jessie and crew.

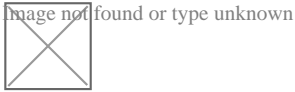


**Jim de Leon**

**(5)**

It was a pleasure to work with Rick and his crew. From the beginning, Rick listened to my concerns and what I wished to accomplish. Out of the 6 contractors that quoted the project, Rick seemed the MOST willing to accommodate my wishes. His pricing was definitely more than fair as well. I had 10 push piers installed to stabilize and lift an addition of my house. The project commenced at the date that Rick had disclosed initially and it was completed within the same time period expected (based on Rick's original assessment). The crew was well informed, courteous, and hard working. They were not loud (even while equipment was being utilized) and were well spoken. My neighbors were very impressed on how polite they were when they entered / exited my property (saying hello or good morning each day when they crossed paths). You can tell they care about the customer concerns. They ensured that the property would be put back as clean as possible by placing MANY sheets of plywood down prior to excavating. They compacted the dirt back in the holes extremely well to avoid large stock piles of soils. All the while, the main office was calling me to discuss updates and expectations of completion. They provided waivers of lien, certificates of insurance, properly acquired permits, and JULIE locates. From a construction background, I can tell you that I did not see any flaws in the way they operated and this an extremely professional company. The pictures attached show the push piers added to the foundation (pictures 1, 2 & 3), the amount of excavation (picture 4), and the restoration after dirt was placed back in the pits and compacted (pictures 5, 6 & 7). Please

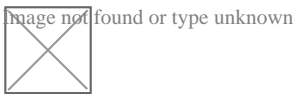
notice that they also sealed two large cracks and steel plated these cracks from expanding further (which you can see under my sliding glass door). I, as well as my wife, are extremely happy that we chose United Structural Systems for our contractor. I would happily tell any of my friends and family to use this contractor should the opportunity arise!



**Chris Abplanalp**

**(5)**

USS did an amazing job on my underpinning on my house, they were also very courteous to the proximity of my property line next to my neighbor. They kept things in order with all the dirt/mud they had to excavate. They were done exactly in the timeframe they indicated, and the contract was very details oriented with drawings of what would be done. Only thing that would have been nice, is they left my concrete a little muddy with boot prints but again, all-in-all a great job



**Dave Kari**

**(5)**

What a fantastic experience! Owner Rick Thomas is a trustworthy professional. Nick and the crew are hard working, knowledgeable and experienced. I interviewed every company in the area, big and small. A homeowner never wants to hear that they have foundation issues. Out of every company, I trusted USS the most, and it paid off in the end. Highly recommend.

Recognizing Liability Concerns in Construction Zones [View GBP](#)

**Check our other pages :**

- [Managing Noise and Debris Regulations in Urban Areas](#)
- [Recognizing Different Methods for Load Bearing Enhancement](#)
- [Understanding the Role of Push Piers in Foundation Repair](#)
- [Obtaining Local Building Permits for Foundation Work](#)
- [Maintaining Ethical Practices in Foundation Repair Services](#)

United Structural Systems of Illinois, Inc

Phone : +18473822882

City : Hoffman Estates

State : IL

Zip : 60169

Address : 2124 Stonington Ave

## Google Business Profile

Company Website : <https://www.unitedstructuralsystems.com/>

### USEFUL LINKS

## Residential Foundation Repair Services

home foundation repair service

Foundation Repair Service

Sitemap

Privacy Policy

About Us

